

COMPLIANCE: CE: EN550011, EN50022-2



Class I, Zone 0, AEx [ia] IIC
CLASS I, II, III, Div 1
Group ABCDEFG

INSTALLATION:

Installations must meet the requirements of intrinsically safe systems for hazardous (classified) locations and must follow details specified in FM Global control drawing 85047.

5/8
M16

Thread Size: 5/8-18 UNF, M16x1.5
Length (L): 2" to 10" (45 to 250 mm)

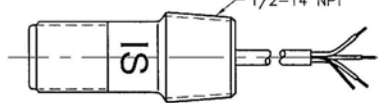
IS40
IS42 (W/ TEMP PROBE)



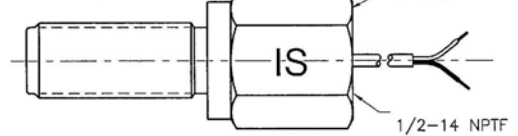
IS41
IS43 (W/ TEMP PROBE)



IS41X
IS43X (W/ TEMP PROBE)



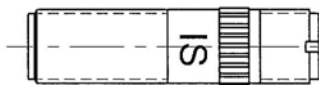
IS41Y
IS43Y (W/ TEMP PROBE)



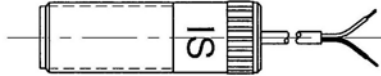
11/16

Thread Size: 11/16-24
Length (L): 1.8" to 3.5" (45 to 90 mm)

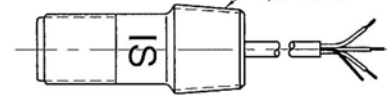
IS40
IS42 (W/ TEMP PROBE)



IS41
IS43 (W/ TEMP PROBE)



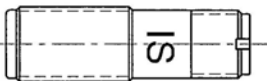
IS41X
IS43X (W/ TEMP PROBE)



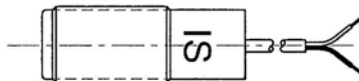
3/4
M18

Thread Size: 3/4-16, 3/4-20, M18x1.5
Length (L): 1.8" to 10" (45 to 250 mm)

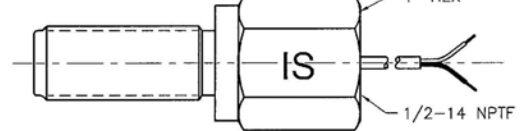
IS40



IS41
IS43 (W/ TEMP PROBE)



IS41Y
IS43Y (W/ TEMP PROBE)



Detailed specification sheets are available for each sensor listed; please contact Spectec for more information.